

Scaled data based on original data using  
LM-79-08 Approved Method: Electrical and Photometric Measurements of Solid-  
State Lighting Products

Test Report Prepared for  
Cooper Lighting Solutions  
(formerly Eaton)

Brand: McGRAW-EDISON

Report Number: P228103

Luminaire Tested: **ISS-AF-350-LED-E1-SL2-7050**

Issue Date: 3/3/2020

**Test Information**

Test Method: LM-79-08  
Report Number: P228103  
TEST IS SCALED FROM IESNA LM-79-08 TEST DATA (P29761)  
Test Lab: INNOVATION CENTER-P2  
Issue Date: 3/3/2020  
Manufacturer: COOPER LIGHTING SOLUTIONS (FORMERLY EATON)  
Product Line: MCGRAW-EDISON  
Catalog Number: ISS-AF-350-LED-E1-SL2-7050  
Description: IMPACT ELITE LED QUATER SPHERE LUMINAIRE  
LIGHT SQUARE WITH ACCULED OPTICS-TYPE II W/SPILL CONTROL  
Light Source: (16) 5000K CCT, 70 CRI LEDs  
Ballast/Driver: ELECTRONIC DRIVER

**Summary**

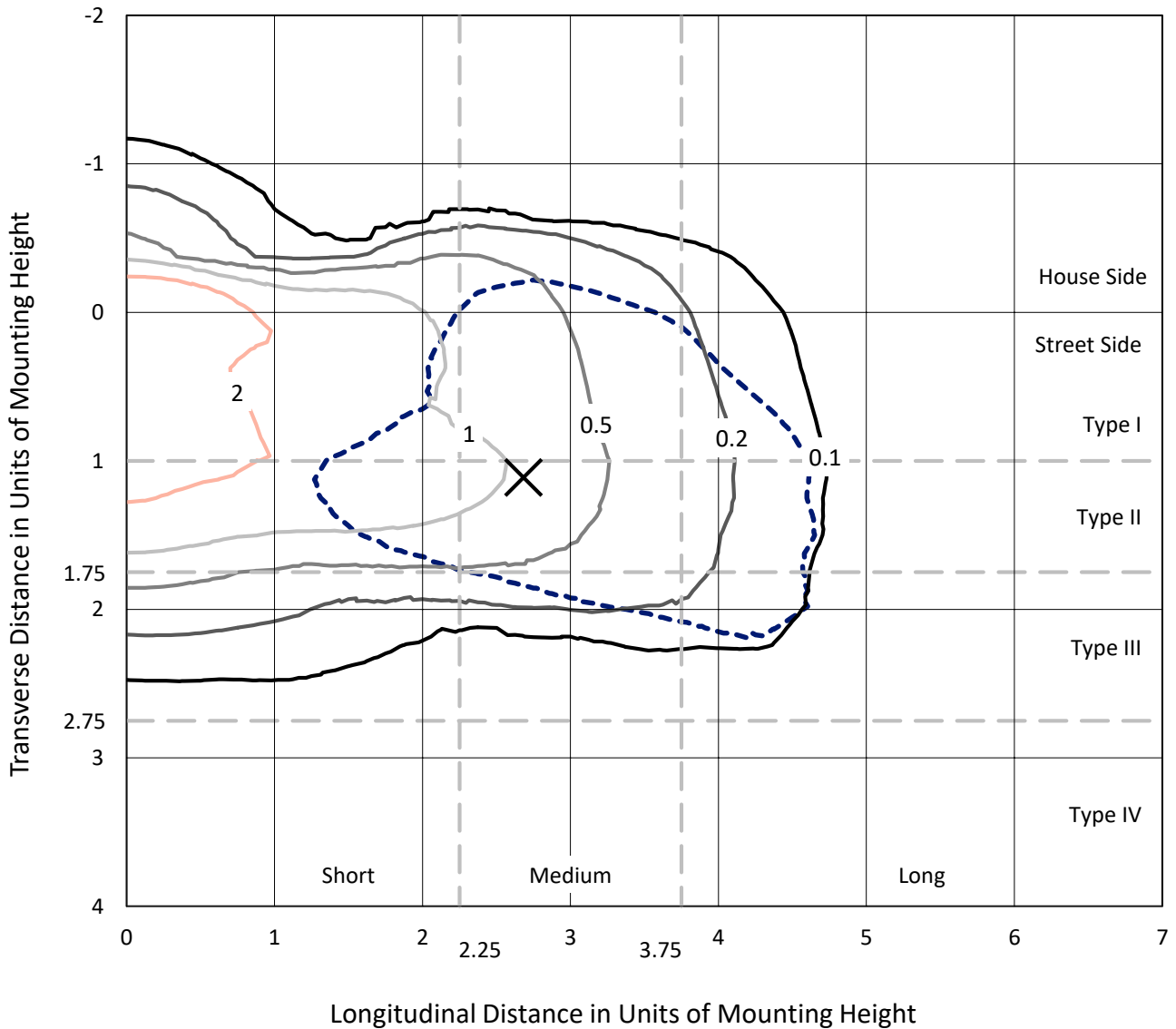
Lumens per Lamp: N/A  
Luminaire Lumens: 2257 lumens  
Efficiency: N/A  
Efficacy: 112.3 lumens/watt  
Luminous Opening: Rectangular (W 0.5' x L: 0.5' x H: 0')  
IES Classification: Type III - Medium - Non-Cutoff  
BUG Rating: B1 - U0 - G1  
  
Input Watts (W): 20.09  
Input Voltage (V): 120  
Input Current (Ain): NR  
Voltage Rise (V): NR  
Power Factor: NR  
Total Harmonic Distortion (THDi): NR  
Frequency (hertz): 60  
Stabilization Time: NR  
Operation Time: NR  
Ambient Temperature (°C): NR  
Test Distance: 25 FT



REPORT NUMBER: P228103  
 CATALOG NUMBER: ISS-AF-350-LED-E1-SL2-7050

### Iso-Footcandle Lines of Horizontal Illumination

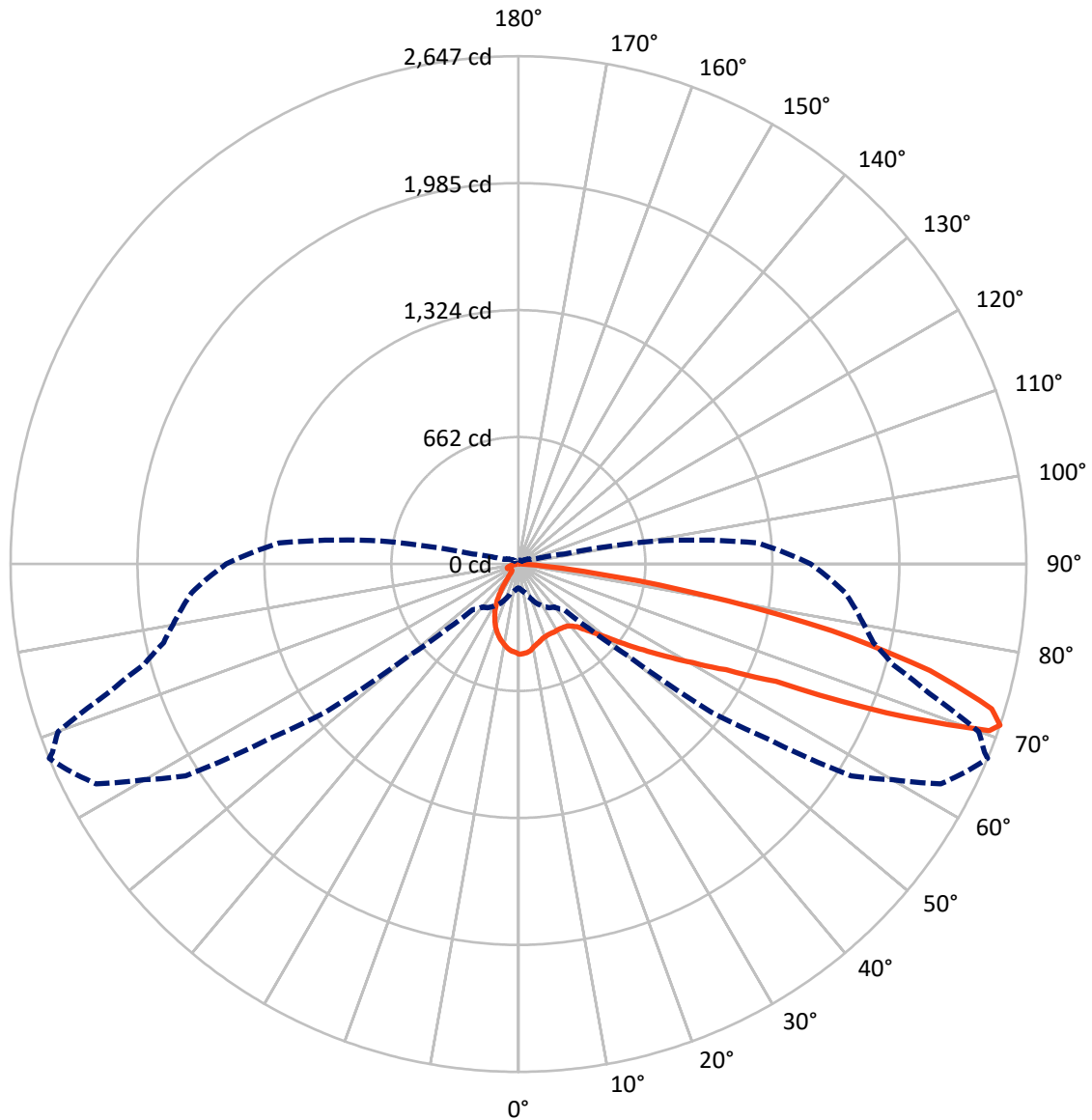
× Max cd  
 - - - 1/2 Max cd



Based on 10 foot mounting height. Maximum calculated value = 4.7 fc  
 Type III - Medium - Non-Cutoff

REPORT NUMBER: P228103  
CATALOG NUMBER: ISS-AF-350-LED-E1-SL2-7050

### Luminous Intensity Polar Plot



— Vertical Plane Through 67.5-Deg Lateral    - - - Horizontal Cone Through 71-Deg Vertical

REPORT NUMBER: P228103

CATALOG NUMBER: ISS-AF-350-LED-E1-SL2-7050

**FLUX DISTRIBUTION:**

		Downward	Upward	Total
<b>House Side</b>	Lumens	380.3	0.0	380.3
	% Fixture	16.9	0.0	16.9
<b>Street Side</b>	Lumens	1876.7	0.0	1876.7
	% Fixture	83.1	0.0	83.1
<b>Total</b>	Lumens	2257.0	0.0	2257.0
	% Fixture	100.0	0.0	100.0

**Coefficient of Utilization**

**ZONAL LUMENS:**

Zone	Lumens	% Fixture
0°-10°	41.0	1.8
10°-20°	98.2	4.4
20°-30°	133.5	5.9
30°-40°	182.5	8.1
40°-50°	275.0	12.2
50°-60°	435.8	19.3
60°-70°	576.9	25.6
70°-80°	459.6	20.4
80°-90°	54.5	2.4
90°-100°	0.0	0.0
100°-110°	0.0	0.0
110°-120°	0.0	0.0
120°-130°	0.0	0.0
130°-140°	0.0	0.0
140°-150°	0.0	0.0
150°-160°	0.0	0.0
160°-170°	0.0	0.0
170°-180°	0.0	0.0
0°-90°	2257.0	100.0
0°-180°	2257.0	100.0



REPORT NUMBER: P228103

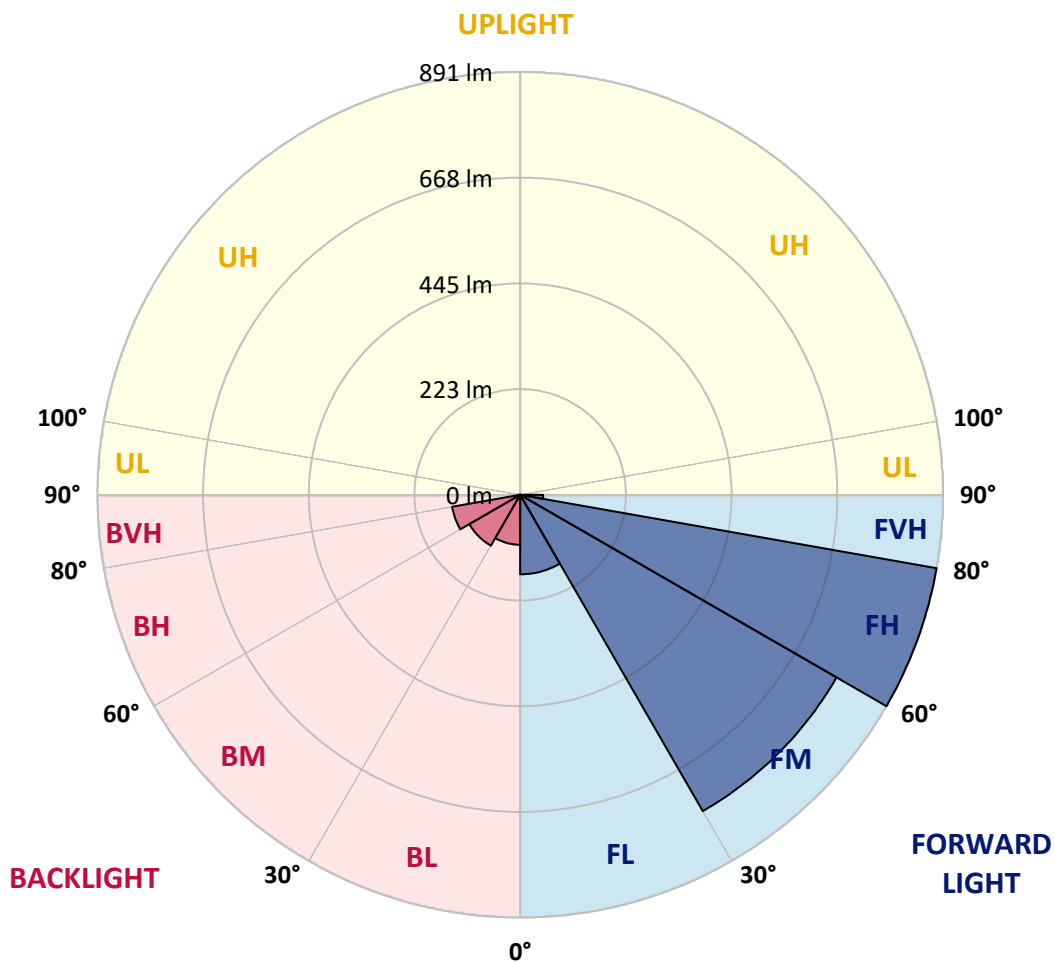
CATALOG NUMBER: ISS-AF-350-LED-E1-SL2-7050

**LUMINAIRE CLASSIFICATION SYSTEM LUMEN TABLE AND BUG RATING:**

Zone	Lumens	% Fixture	Zone Rating/Lumen Limit		
			B	U	G
FL (0°-30°)	167.5	7.4			
FM (30°-60°)	769.7	34.1			
FH (60°-80°)	890.9	39.5			G1/1800
FVH (80°-90°)	48.6	2.2			G1/100
BL (0°-30°)	105.3	4.7	B0/110		
BM (30°-60°)	123.6	5.5	B0/220		
BH (60°-80°)	145.6	6.4	B1/500		G1/500
BVH (80°-90°)	5.9	0.3			G0/10
UL (90°-100°)	0.0	0.0		U0/0	
UH (100°-180°)	0.0	0.0		U0/0	

**BUG Rating: B1-U0-G1**

Type III Medium





REPORT NUMBER: P228103

CATALOG NUMBER: ISS-AF-350-LED-E1-SL2-7050

**CANDELA DISTRIBUTION (FULL):**

	0°	5°	15°	25°	35°	37.5°	40°	42.5°	45°	47.5°	50°
0°	470.3	470.3	470.3	470.3	470.3	470.3	470.3	470.3	470.3	470.3	470.3
2.5°	461.7	460.1	460.1	462.5	466.4	463.2	465.6	465.6	466.4	468.8	469.5
5°	427.8	424.6	427.8	430.9	439.6	438.0	440.4	442.8	447.5	448.3	454.6
7.5°	397.1	395.5	397.9	404.2	415.2	412.0	415.2	418.3	423.9	426.2	432.5
10°	373.4	371.1	374.2	378.9	390.0	389.2	390.8	394.7	401.0	402.6	410.5
12.5°	356.1	356.1	357.7	364.0	373.4	372.6	377.4	379.7	385.2	386.8	395.5
15°	347.4	345.1	348.2	353.7	363.2	363.2	366.3	368.7	376.6	377.4	385.2
17.5°	339.6	340.3	341.1	347.4	356.1	354.5	358.5	360.0	368.7	367.1	376.6
20°	339.6	341.1	340.3	344.3	350.6	347.4	352.2	352.9	362.4	360.0	370.3
22.5°	349.0	350.6	348.2	347.4	349.8	347.4	349.8	351.4	358.5	356.9	366.3
25°	365.6	368.7	365.6	360.0	357.7	351.4	352.9	355.3	360.8	356.9	365.6
27.5°	391.5	393.9	388.4	382.9	371.9	364.8	362.4	361.6	367.9	361.6	368.7
30°	421.5	424.6	419.9	409.7	393.9	382.1	377.4	375.0	378.9	369.5	376.6
32.5°	453.8	456.9	453.8	445.9	424.6	407.3	401.0	395.5	398.6	386.0	389.2
35°	486.9	490.0	493.2	488.5	460.9	441.2	430.9	426.2	425.4	409.7	410.5
37.5°	516.0	519.2	529.4	534.1	508.9	482.1	472.7	462.5	463.2	441.2	441.2
40°	551.5	555.4	568.8	579.8	563.3	531.0	520.0	508.9	508.9	479.8	480.6
42.5°	599.5	604.3	612.9	627.9	622.4	589.3	577.5	562.5	564.1	529.4	528.6
45°	667.3	670.4	670.4	679.9	680.7	649.2	641.3	626.3	629.5	585.4	587.7
47.5°	755.5	751.6	735.8	741.3	747.6	714.6	707.5	698.0	702.0	654.7	659.4
50°	837.5	834.3	802.0	803.6	826.4	792.6	790.2	778.4	783.9	736.6	743.7
52.5°	868.2	862.7	830.4	847.7	911.5	892.6	896.5	891.0	894.2	843.8	842.2
55°	833.5	833.5	813.8	845.3	975.3	985.6	1017.9	1030.5	1043.9	993.4	982.4
57.5°	737.4	743.7	746.9	802.8	965.1	1009.2	1070.7	1124.2	1192.8	1189.6	1206.2
60°	578.3	589.3	607.4	698.8	921.0	993.4	1073.0	1153.4	1247.9	1308.6	1398.4
62.5°	405.7	415.2	430.2	493.2	792.6	917.0	1032.1	1155.7	1276.3	1371.6	1489.8
65°	275.7	285.2	316.7	351.4	478.2	659.4	835.1	1039.9	1223.5	1400.8	1559.9
67.5°	198.5	204.0	228.5	286.8	318.3	351.4	416.8	657.8	883.9	1240.8	1473.2
70°	148.9	154.4	176.5	241.1	279.7	288.3	304.1	346.6	404.2	697.2	1002.1
71°	124.5	132.4	159.1	226.9	278.1	285.2	292.3	317.5	336.4	493.2	743.7
72.5°	87.4	93.0	118.2	209.6	267.1	283.6	300.2	299.4	297.8	336.4	449.8
75°	55.9	55.9	55.9	118.2	285.2	275.0	281.3	315.1	297.8	282.8	296.2
77.5°	44.1	43.3	41.0	59.1	223.0	278.9	295.4	304.1	320.6	295.4	282.0
80°	33.1	32.3	32.3	37.0	103.2	180.4	249.7	277.3	289.1	314.3	286.8
82.5°	17.3	17.3	18.9	22.1	38.6	63.0	129.2	212.7	237.9	239.5	241.9
85°	5.5	4.7	6.3	10.2	16.5	20.5	36.2	85.9	127.6	154.4	163.1
87.5°	0.0	0.0	0.0	0.0	0.0	0.0	0.0	2.4	3.2	5.5	7.1
90°	0.0	0.0	0.0	0.0	0.0	0.0	0.0	0.0	0.0	0.0	0.0



REPORT NUMBER: P228103

CATALOG NUMBER: ISS-AF-350-LED-E1-SL2-7050

**CANDELA DISTRIBUTION (continued):**

	52.5°	55°	57.5°	60°	62.5°	65°	67.5°	68°	70°	72.5°	75°
0°	470.3	470.3	470.3	470.3	470.3	470.3	470.3	470.3	470.3	470.3	470.3
2.5°	467.2	470.3	468.0	471.1	467.2	471.9	468.0	470.3	471.1	468.0	471.9
5°	450.6	460.1	456.9	464.0	460.9	467.2	464.0	470.3	470.3	468.0	473.5
7.5°	430.2	439.6	440.4	447.5	447.5	455.4	455.4	461.7	464.8	464.8	472.7
10°	409.7	418.3	419.9	427.8	429.4	438.8	438.8	447.5	453.8	456.2	465.6
12.5°	393.9	404.9	404.9	413.6	412.0	426.2	427.8	435.7	442.0	447.5	460.1
15°	384.5	394.7	394.7	403.4	401.8	416.0	418.3	426.2	435.7	438.8	456.2
17.5°	375.0	385.2	382.9	394.7	393.9	409.7	408.1	419.9	427.8	432.5	452.2
20°	367.1	378.9	377.4	389.2	386.0	403.4	403.4	415.2	423.1	427.0	449.8
22.5°	363.2	375.8	372.6	384.5	382.1	399.4	399.4	411.2	419.9	426.2	449.1
25°	363.2	374.2	371.1	384.5	380.5	399.4	398.6	410.5	419.1	424.6	449.8
27.5°	364.8	375.8	373.4	386.0	382.9	399.4	401.0	411.2	419.9	426.2	451.4
30°	370.3	380.5	375.0	386.8	384.5	400.2	399.4	410.5	419.1	427.0	451.4
32.5°	382.1	387.6	380.5	390.8	386.0	401.8	401.8	409.7	419.9	429.4	451.4
35°	398.6	402.6	391.5	398.6	390.0	405.7	404.9	413.6	421.5	429.4	453.0
37.5°	422.3	427.0	409.7	416.0	401.8	414.4	411.2	421.5	429.4	434.1	460.9
40°	457.7	459.3	436.5	441.2	421.5	432.5	424.6	438.8	442.8	445.9	472.7
42.5°	501.1	502.6	473.5	476.6	451.4	460.9	447.5	462.5	468.0	467.2	496.3
45°	554.6	555.4	522.3	524.7	495.5	503.4	486.9	499.5	503.4	501.1	531.0
47.5°	612.9	619.2	582.2	585.4	554.6	558.6	538.1	552.3	552.3	549.9	580.6
50°	690.1	699.6	656.3	661.0	625.5	628.7	605.1	620.0	618.4	612.1	646.8
52.5°	786.3	794.9	749.2	755.5	717.7	719.3	690.1	707.5	702.7	692.5	732.7
55°	903.6	904.4	861.9	867.4	829.6	827.2	791.0	812.2	805.2	791.0	828.0
57.5°	1091.9	1069.1	999.0	997.4	956.4	953.3	906.8	932.8	921.0	891.0	939.9
60°	1395.2	1402.3	1223.5	1195.9	1119.5	1105.3	1043.9	1073.8	1059.6	1010.8	1058.8
62.5°	1566.2	1678.9	1667.8	1568.6	1371.6	1318.0	1214.0	1249.5	1212.5	1140.8	1185.7
65°	1693.0	1845.9	1934.1	2029.4	1941.2	1722.2	1476.4	1526.0	1435.4	1299.1	1342.5
67.5°	1740.3	1924.7	2110.6	2246.1	2338.3	2354.8	2070.4	2083.8	1860.8	1588.3	1593.8
70°	1492.9	1764.7	2128.7	2300.5	2483.2	2573.0	2603.0	2588.8	2444.6	2058.6	1911.3
71°	1265.2	1594.6	2056.2	2247.7	2481.7	2568.3	2647.1	2620.3	2553.3	2245.3	2019.2
72.5°	857.2	1270.8	1844.3	2087.0	2398.9	2462.0	2580.1	2532.9	2518.7	2384.8	2120.0
75°	403.4	633.4	1199.9	1567.0	2030.2	2090.9	2214.6	2156.3	2119.3	2164.9	2016.8
77.5°	297.0	345.9	658.6	973.8	1476.4	1562.3	1668.6	1596.9	1549.7	1595.3	1492.1
80°	270.2	271.8	341.1	513.7	880.8	932.0	972.2	913.9	842.2	839.0	743.7
82.5°	249.0	235.6	221.4	271.8	451.4	429.4	397.1	367.9	286.0	229.3	165.4
85°	158.4	173.3	157.6	148.9	179.6	148.1	117.4	112.7	79.6	53.6	49.6
87.5°	11.0	12.6	15.0	17.3	21.3	17.3	11.0	13.4	7.9	0.0	3.9
90°	0.0	0.0	0.0	0.0	0.0	0.0	0.0	0.0	0.0	0.0	0.0





REPORT NUMBER: P228103

CATALOG NUMBER: ISS-AF-350-LED-E1-SL2-7050

**CANDELA DISTRIBUTION (continued):**

	77.5°	80°	85°	90°	95°	100°	102.5°	105°	107.5°	110°	112.5°
0°	470.3	470.3	470.3	470.3	470.3	470.3	470.3	470.3	470.3	470.3	470.3
2.5°	466.4	470.3	471.9	471.1	469.5	468.0	462.5	466.4	460.9	464.8	460.1
5°	468.8	474.3	475.1	473.5	471.9	468.8	459.3	464.8	458.5	461.7	454.6
7.5°	468.0	476.6	477.4	475.8	472.7	467.2	457.7	461.7	451.4	453.8	444.3
10°	464.0	476.6	477.4	473.5	468.8	460.1	449.1	450.6	440.4	440.4	427.8
12.5°	460.1	475.1	479.0	473.5	465.6	453.8	441.2	439.6	427.8	427.0	412.8
15°	460.1	476.6	482.1	475.1	463.2	446.7	431.7	428.6	415.2	411.2	395.5
17.5°	459.3	476.6	484.5	475.1	460.9	439.6	420.7	417.5	400.2	393.9	375.8
20°	458.5	478.2	486.1	473.5	453.8	430.9	409.7	403.4	384.5	374.2	352.9
22.5°	457.7	481.4	487.7	471.9	449.1	419.9	397.9	386.8	364.8	351.4	326.2
25°	461.7	485.3	488.5	470.3	442.0	408.1	384.5	369.5	345.1	327.7	297.8
27.5°	463.2	489.2	490.0	467.2	433.3	395.5	370.3	349.8	322.2	300.9	267.1
30°	468.0	490.0	487.7	460.9	423.1	379.7	353.7	328.5	297.8	270.2	230.0
32.5°	469.5	492.4	486.1	453.8	412.8	364.0	334.8	305.7	268.6	236.3	187.5
35°	472.7	494.0	484.5	449.8	401.8	347.4	315.1	282.0	239.5	198.5	142.6
37.5°	477.4	501.1	488.5	448.3	396.3	333.3	293.1	257.6	204.8	156.8	94.5
40°	489.2	515.2	495.5	450.6	392.3	321.4	271.8	232.4	165.4	115.8	65.4
42.5°	512.9	539.7	513.7	462.5	394.7	311.2	249.7	205.6	125.3	82.7	54.4
45°	548.3	571.2	543.6	482.1	404.2	305.7	229.3	178.0	89.8	66.2	49.6
47.5°	600.3	622.4	587.7	513.7	420.7	303.3	208.0	148.9	69.3	59.9	48.1
50°	668.9	694.9	651.5	563.3	451.4	305.7	185.1	121.3	60.7	58.3	47.3
52.5°	753.2	778.4	735.0	636.6	501.8	319.1	160.7	105.6	57.5	57.5	46.5
55°	848.5	883.9	841.4	738.2	579.8	348.2	145.7	100.1	57.5	58.3	45.7
57.5°	961.1	991.1	953.3	835.9	673.6	396.3	147.3	105.6	57.5	58.3	44.9
60°	1071.4	1108.5	1065.1	960.4	780.7	468.8	179.6	133.9	59.9	60.7	44.9
62.5°	1186.5	1214.8	1179.4	1069.1	902.1	558.6	244.2	193.8	69.3	71.7	48.1
65°	1312.5	1359.0	1322.0	1231.4	1073.8	702.0	367.1	290.7	102.4	83.5	52.8
67.5°	1530.7	1549.7	1531.5	1448.8	1274.7	820.1	437.2	295.4	102.4	81.1	59.1
70°	1826.2	1783.6	1702.5	1548.1	1296.0	735.8	313.6	180.4	87.4	77.2	62.2
71°	1894.7	1829.3	1709.6	1523.7	1251.9	664.1	243.4	142.6	81.9	75.6	62.2
72.5°	1936.5	1838.8	1657.6	1452.0	1165.2	523.1	160.7	111.9	74.8	71.7	59.9
75°	1882.1	1701.7	1463.8	1256.6	954.1	271.8	100.8	85.1	63.8	62.2	52.0
77.5°	1494.5	1336.2	1080.1	913.1	613.7	120.5	72.5	64.6	50.4	48.8	40.2
80°	697.2	559.4	327.7	281.3	193.0	70.9	49.6	44.1	36.2	34.7	28.4
82.5°	126.8	95.3	74.1	71.7	64.6	41.8	29.1	26.8	22.8	22.1	18.1
85°	43.3	41.8	31.5	31.5	32.3	22.1	16.5	15.8	11.8	11.8	7.9
87.5°	0.8	3.9	3.9	5.5	4.7	3.9	1.6	2.4	0.8	2.4	0.0
90°	0.0	0.0	0.0	0.0	0.0	0.0	0.0	0.0	0.0	0.0	0.0



REPORT NUMBER: P228103

CATALOG NUMBER: ISS-AF-350-LED-E1-SL2-7050

**CANDELA DISTRIBUTION (continued):**

	115°	117.5°	120°	122.5°	125°	127.5°	130°	135°	145°	155°	165°
0°	470.3	470.3	470.3	470.3	470.3	470.3	470.3	470.3	470.3	470.3	470.3
2.5°	464.0	457.7	463.2	457.7	460.9	454.6	458.5	456.2	456.2	453.8	452.2
5°	456.9	449.1	453.0	446.7	449.8	440.4	442.8	438.8	430.9	426.2	419.9
7.5°	446.7	434.9	438.0	428.6	430.9	418.3	420.7	413.6	398.6	389.2	379.7
10°	428.6	417.5	418.3	406.5	405.7	393.1	390.8	381.3	359.2	343.5	330.9
12.5°	410.5	397.9	396.3	382.1	379.7	364.8	361.6	346.6	314.3	283.6	263.9
15°	391.5	375.8	371.1	356.1	347.4	334.8	326.2	304.1	257.6	217.4	191.4
17.5°	370.3	349.8	342.7	325.4	312.8	293.9	281.3	251.3	191.4	148.1	130.0
20°	342.7	320.6	308.0	286.0	269.4	246.6	230.8	192.2	127.6	105.6	103.2
22.5°	312.0	286.0	270.2	242.7	222.2	197.7	172.5	130.0	90.6	85.9	89.0
25°	279.7	247.4	226.9	193.0	165.4	137.1	113.4	86.7	74.1	73.3	78.0
27.5°	241.1	204.0	174.9	134.7	109.5	87.4	77.2	68.5	63.0	63.8	68.5
30°	198.5	150.5	119.7	84.3	73.3	63.8	62.2	59.1	56.7	58.3	61.5
32.5°	148.1	96.1	77.2	60.7	59.9	54.4	55.9	54.4	53.6	54.4	56.7
35°	100.1	63.8	60.7	52.0	53.6	49.6	52.0	51.2	50.4	50.4	52.0
37.5°	69.3	52.8	54.4	48.1	50.4	47.3	49.6	48.8	48.1	47.3	48.1
40°	57.5	48.1	50.4	45.7	48.1	44.9	47.3	46.5	45.7	44.1	44.1
42.5°	52.8	45.7	48.1	43.3	46.5	42.5	45.7	44.1	42.5	41.0	41.8
45°	51.2	44.1	46.5	41.8	44.9	41.0	43.3	42.5	39.4	38.6	39.4
47.5°	49.6	43.3	45.7	41.0	43.3	39.4	41.8	40.2	37.0	36.2	37.0
50°	48.8	41.8	44.1	39.4	41.8	38.6	40.2	38.6	35.5	34.7	34.7
52.5°	48.1	41.0	43.3	37.8	40.2	35.5	37.8	36.2	33.1	32.3	32.3
55°	48.1	40.2	41.8	36.2	38.6	33.9	35.5	33.9	32.3	30.7	30.7
57.5°	47.3	38.6	41.0	34.7	36.2	32.3	33.9	32.3	29.9	29.1	29.1
60°	47.3	37.8	40.2	33.9	35.5	30.7	32.3	30.7	28.4	27.6	27.6
62.5°	49.6	39.4	41.0	34.7	35.5	30.7	31.5	29.1	26.8	26.8	26.0
65°	54.4	44.1	44.1	36.2	36.2	30.7	31.5	28.4	25.2	25.2	25.2
67.5°	59.1	48.8	48.1	38.6	37.8	30.7	30.7	26.8	23.6	23.6	23.6
70°	62.2	51.2	49.6	39.4	37.8	29.9	29.1	25.2	22.1	22.1	22.1
71°	61.5	51.2	48.8	38.6	36.2	28.4	28.4	24.4	21.3	21.3	20.5
72.5°	58.3	48.1	45.7	36.2	34.7	26.8	26.8	22.8	19.7	19.7	18.9
75°	49.6	41.0	38.6	30.7	29.1	23.6	22.8	18.9	17.3	16.5	16.5
77.5°	38.6	32.3	29.9	24.4	23.6	18.9	18.1	15.8	14.2	14.2	13.4
80°	27.6	22.8	21.3	16.5	15.0	12.6	13.4	11.8	11.0	11.0	10.2
82.5°	16.5	11.8	11.8	9.5	10.2	7.9	8.7	8.7	7.9	6.3	6.3
85°	8.7	5.5	7.1	3.9	5.5	2.4	3.9	3.2	3.2	2.4	2.4
87.5°	1.6	0.0	0.8	0.0	0.8	0.0	0.0	0.0	0.0	0.0	0.0
90°	0.0	0.0	0.0	0.0	0.0	0.0	0.0	0.0	0.0	0.0	0.0

REPORT NUMBER: P228103

CATALOG NUMBER: ISS-AF-350-LED-E1-SL2-7050

**CANDELA DISTRIBUTION (continued):**

	175°	180°
0°	470.3	470.3
2.5°	447.5	448.3
5°	416.8	418.3
7.5°	372.6	375.0
10°	319.9	321.4
12.5°	252.1	252.1
15°	176.5	178.0
17.5°	123.7	124.5
20°	104.0	104.8
22.5°	93.0	93.8
25°	82.7	83.5
27.5°	71.7	72.5
30°	64.6	65.4
32.5°	58.3	59.1
35°	52.8	52.8
37.5°	48.8	48.8
40°	44.9	44.9
42.5°	42.5	42.5
45°	40.2	40.2
47.5°	37.8	37.8
50°	35.5	36.2
52.5°	33.1	33.1
55°	30.7	30.7
57.5°	28.4	29.1
60°	26.8	26.8
62.5°	25.2	25.2
65°	24.4	24.4
67.5°	22.8	22.8
70°	21.3	21.3
71°	20.5	20.5
72.5°	18.9	18.9
75°	16.5	15.8
77.5°	13.4	13.4
80°	10.2	9.5
82.5°	6.3	5.5
85°	2.4	1.6
87.5°	0.0	0.0
90°	0.0	0.0

(END OF REPORT)